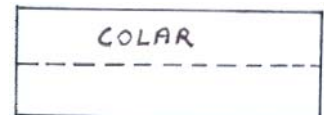
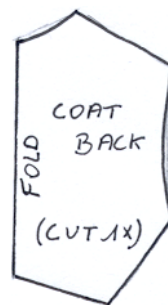
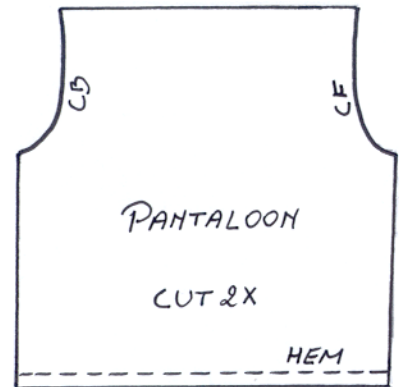
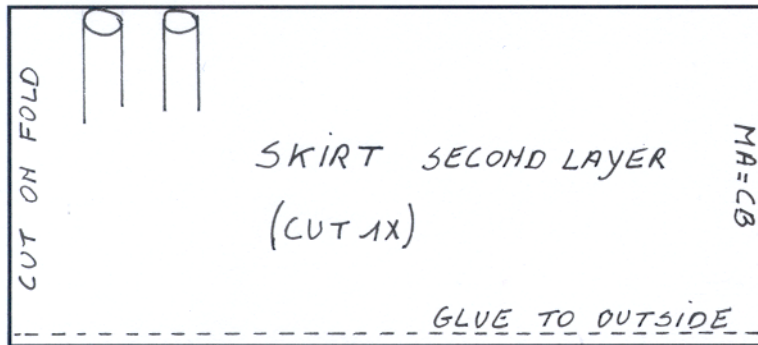
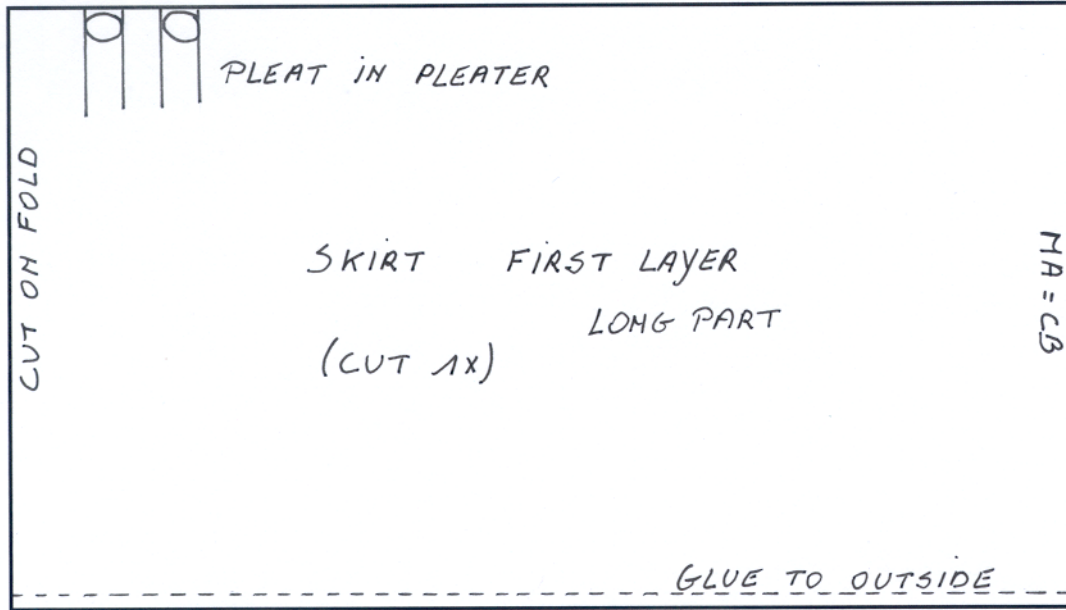

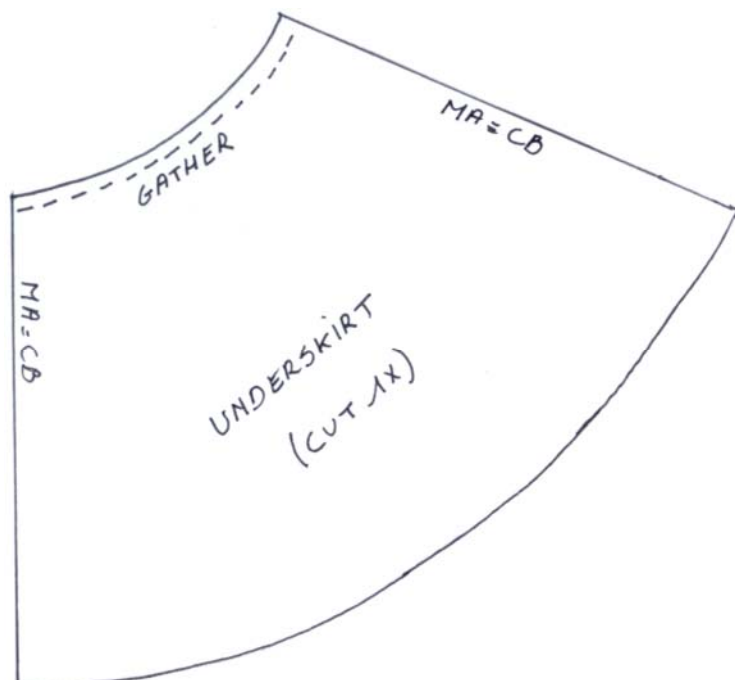


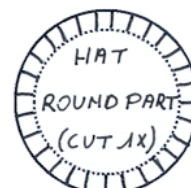
Tatyana

Fashion Dolls in Miniature





Pattern for carton



Pattern for tissue

Legende :

Skirt-first layer-long part = Rok-eerste laag-lang deel

Skirt-second layer = Rok-tweede laag

Pantaloen = Onderbroek

Underskirt = Onderrok

Coat = Jas

Sleeve = Mouw

Collar = Kraag

Front = Voor

Back = Achter

Cut = Knip

Gather = Rimpelen

Fold = Stofvouw

Center back = Midden achter

Center Front = Midden voor

Hat = Hoed

Cut on fold = Knip aan stofvouw

Glue to outside (good side) = Lijm naar de goede zijde

Pattern for carton = Patroon voor het karton

Pattern for tissue = Patroon voor de stof

Round part = Ronde deel

Brim hat = Opstaande deel hoed

Pleat in pleater = Plooi in de plooi mat